

HR 01c

Ymchwiliad i hawliau dynol yng Nghymru

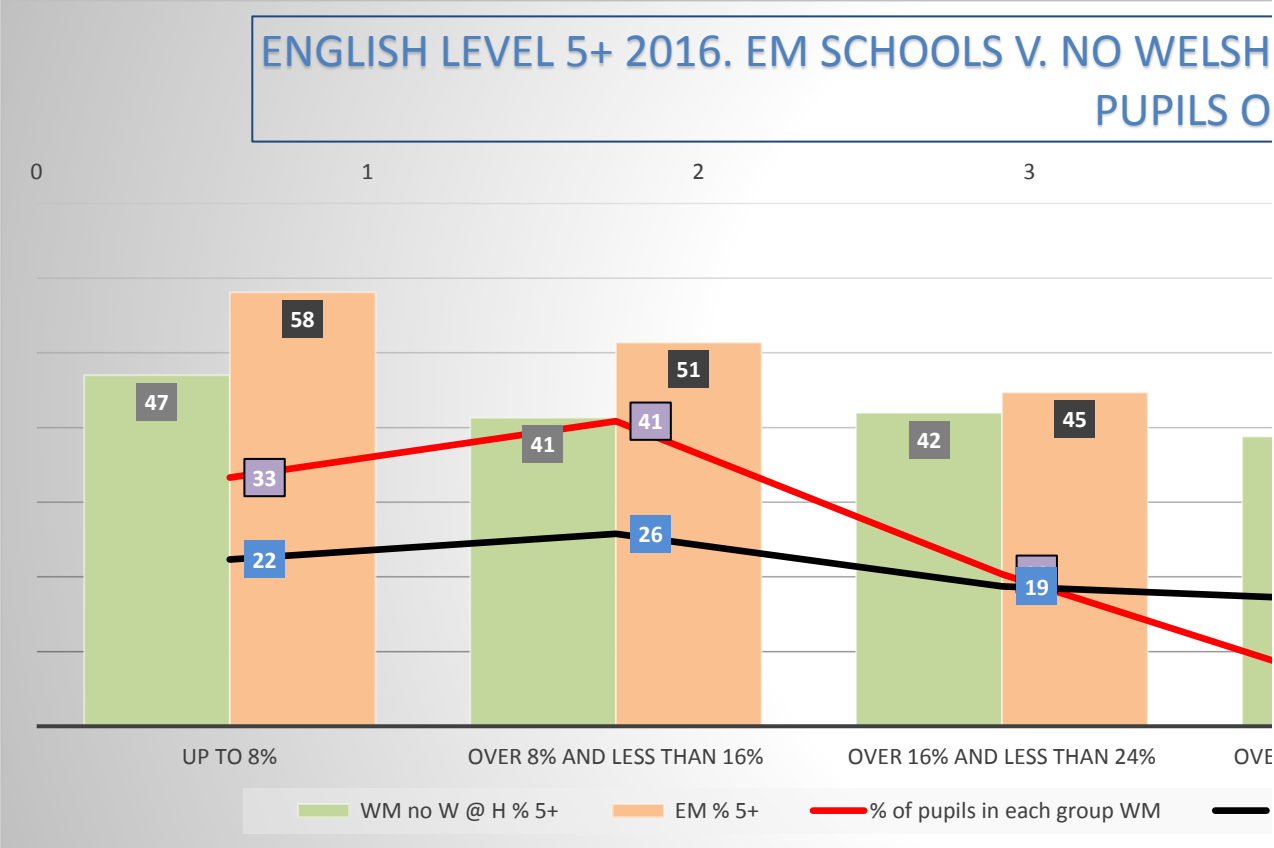
Inquiry into Human Rights in Wales

Ymateb gan: Howard Jones

Response from: Howard Jones

2016 KS2, COMPARISON WM PUPILS, NO WELSH @ HOME, VERSUS PUPILS IN ENGLISH

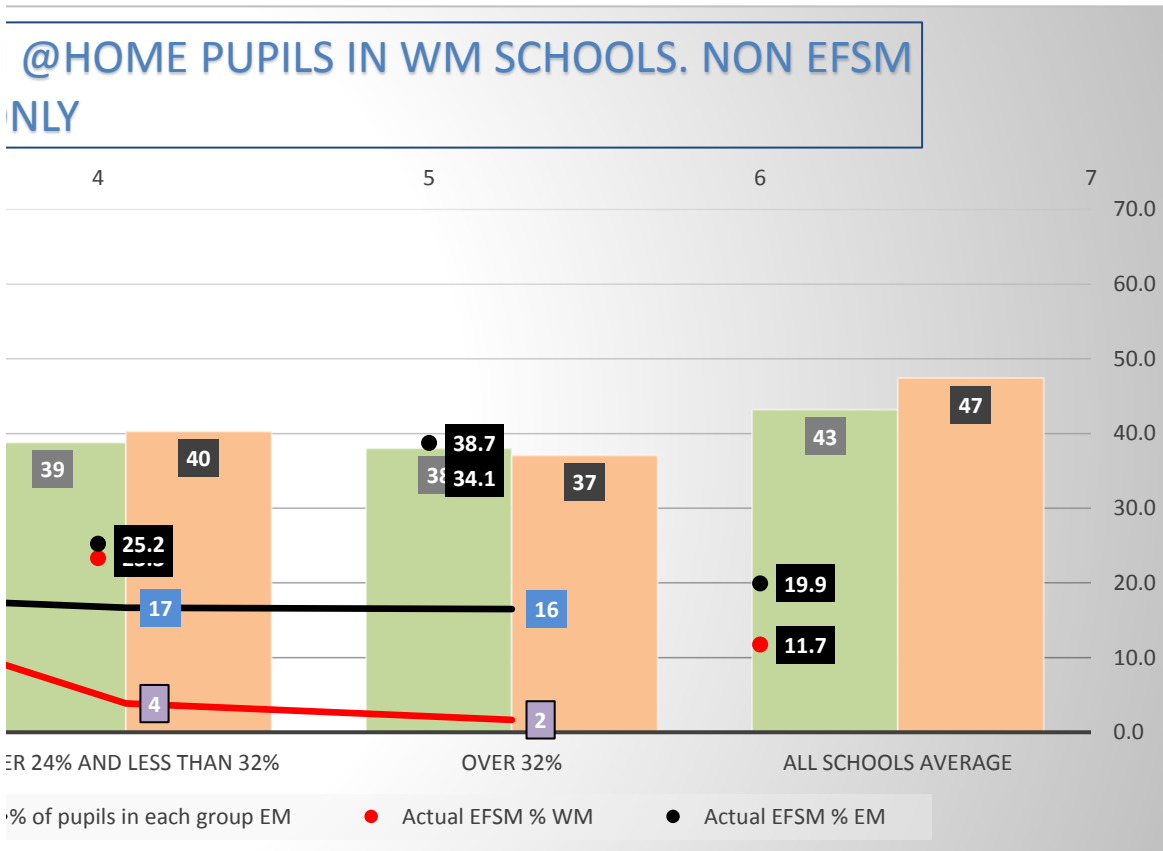
	up to 8%	over 8% and less than 16%	over 16% and less than 24%	over 24% and less than 32%	over 32%
WM no W @ H % 5+	47	41	42	39	38
EM % 5+	58	51	45	40	37
Actual EFSM % WM				23.3	34.1
Actual EFSM % EM				25.2	38.7
% of pupils in each group WM	33	41	20	4	2
% of pupils in each group EM	22	26	19	17	16



EM SCHOOLS BY SCHOOL EFSM GROUP. NON-EFSM PUPILS ONLY.

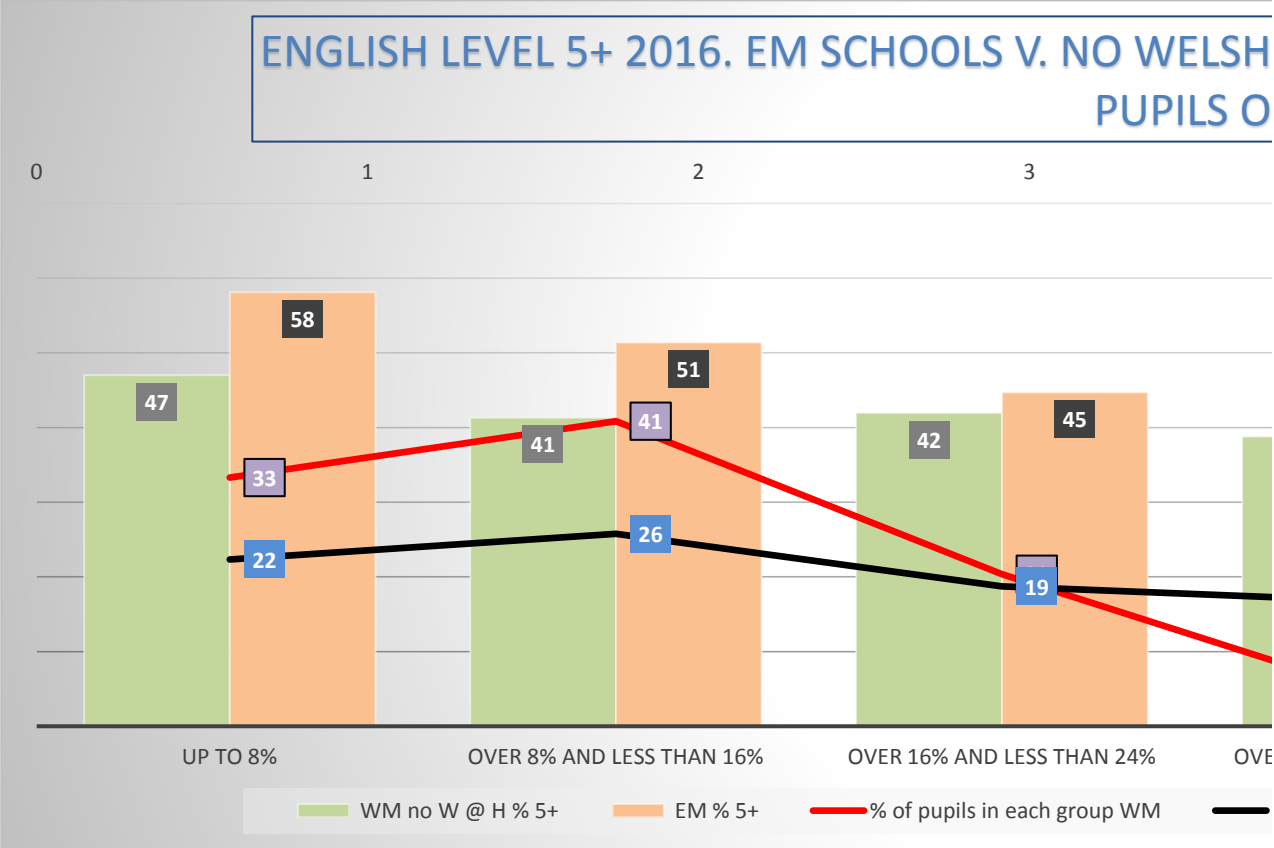
All schools average

43
47
11.7
19.9



2016 KS2, COMPARISON WM PUPILS, NO WELSH @ HOME, VERSUS PUPILS IN ENGLISH

	up to 8%	over 8% and less than 16%	over 16% and less than 24%	over 24% and less than 32%	over 32%
WM no W @ H % 5+	47	41	42	39	38
EM % 5+	58	51	45	40	37
Actual EFSM % WM				23.3	34.1
Actual EFSM % EM				25.2	38.7
% of pupils in each group WM	33	41	20	4	2
% of pupils in each group EM	22	26	19	17	16



EM SCHOOLS BY SCHOOL EFSM GROUP. NON-EFSM PUPILS ONLY.

All schools average

43
47
11.7
19.9

