

SDR 8/2006

31st January 2006

Coverage

Wales

Theme

Education and Training

Cynulliad Cenedlaethol Cymru
National Assembly for Wales

Cyhoeddwyd gan
Y Gyfarwyddiaeth Ystadegol
Cynulliad Cenedlaethol Cymru
Parc Cathays
Caerdydd CF10 3NQ

Ffôn
Swyddfa'r Wasg: 029 2089 8099
Ymholiadau
Cyhoeddus: 029 2082 5050

Issued by
Statistical Directorate
National Assembly for Wales
Cathays Park
Cardiff CF10 3NQ

Telephone
Press Office: 029 2089 8099
Public Enquiries: 029 2082 5050

Statistical Directorate Contact
Claire Davey 029 2082 3895
Post16ed.stats@wales.gsi.gov.uk

<http://www.wales.gov.uk/statistics>

Next Update

September 2006 (exact date will appear on the [Due Out Soon](#) page)

EDUCATION MAINTENANCE ALLOWANCES AWARDED IN WALES, 2005/06 (PROVISIONAL)

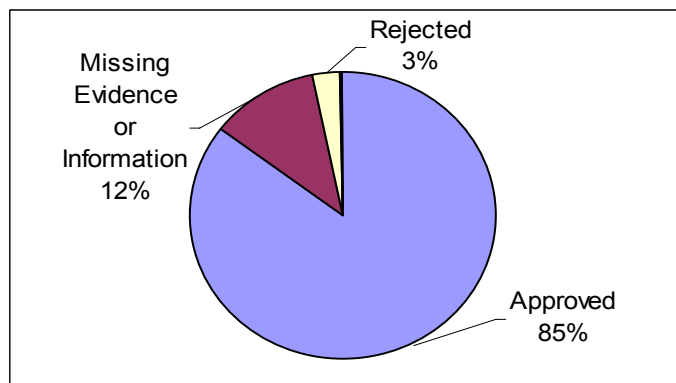
This Statistical First Release presents provisional information on the number of Education Maintenance Allowances (EMAs) awarded to students in further education. The data, based on applications received by 31st December 2005, were extracted by the Student Loans Company (SLC) on 11th January 2006. Final information will be published in September 2006.

The EMA Wales scheme was introduced for 16 year olds in 2004/05 and extended to include 17 year olds in 2005/06. The scheme is designed to provide an incentive for students from lower-income families to continue and remain in full-time education. The principal component of the EMA is a weekly allowance, linked to satisfactory attendance, paid fortnightly to eligible students attending learning centres in Wales. Students can qualify for awards of £10, £20 or £30 depending on household income. They can also qualify for periodic additional bonuses of £100 if agreed learning objectives are met.

Summary

- By 31st December 2005, a total of 27,090 EMA Wales applications had been received for 2005/06 (*Table 1*).
- 23,080 (85 per cent) applications received were approved, whilst 750 (3 per cent) applications were rejected (*Table 1*).
- 80 per cent of approved applications were from students with a household income of £20,270 or less and thus were entitled to the maximum EMA of £30 per week (*Table 2*).
- Females accounted for 54 per cent of both approved applications and all applications received (*Table 1*).
- 16 year olds accounted for 54 per cent of approved applications. (*Table 3*).
- Retention bonuses were paid in September to 7,890 students continuing their studies from 2004/05. (*Table 4*).

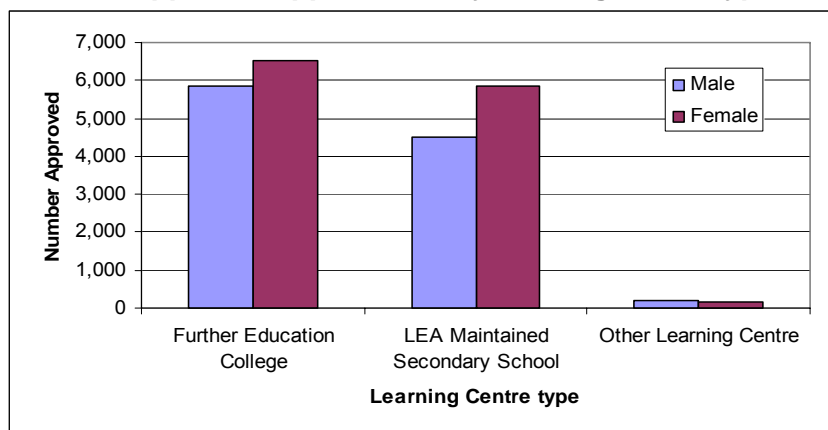
Chart 1: Total applications received by current work stage¹ 2005/06



At 11th January 2006, when the data were extracted, 85 per cent of EMA applications received by 31st December 2005 had been approved. The majority of the remaining applications received were incomplete (missing accompanying evidence or other information). 3 per cent were rejected.

¹ Current work stage denotes the status of the application at 11th January 2006 when data were extracted from SLC's database.

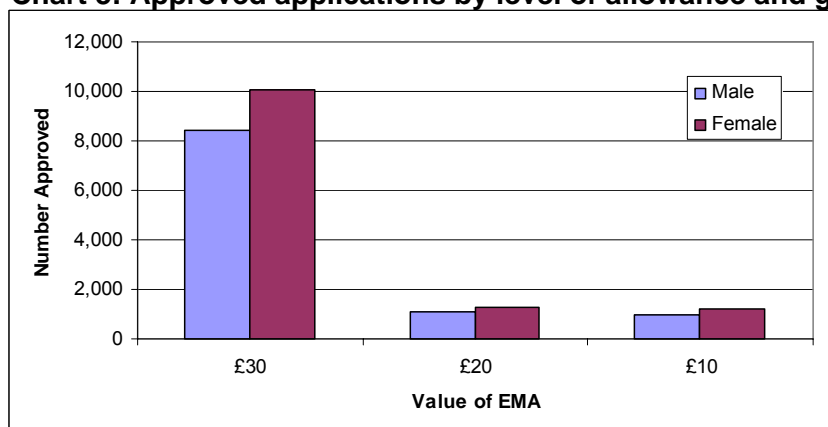
Chart 2: Approved applications by learning centre type and gender, 2005/06



23,080 (85 per cent) applications received were approved. Of these 18,890 (82 per cent) had received at least one payment by 31st December 2005. 12,530 (54 per cent) approved applications were from female students. Females accounted for a higher proportion than males in both further education colleges and secondary schools. In other learning centres¹ only 44 per cent of approved EMA applications were from females. However, only 330 approved applications were from students attending other learning centres.

12,400 students attending further education colleges had their applications approved. These accounted for 54 per cent of all approved applications.

Chart 3: Approved applications by level of allowance and gender, 2005/06



80 per cent of approved applications were from students with a household income of £20,270 or less and were thus entitled to the maximum EMA of £30 per week. The proportions of males and females entitled to the maximum weekly allowance were also 80 per cent. 83 per cent of successful applications from females and 84 per cent of successful applications from males at further education colleges were entitled to a maximum EMA; for secondary schools the figure was 77 per cent for females and 76 per cent for males.

¹ Special schools and Independent schools comprise the category 'Other learning centres'.

Table 1: Applications by current work stage and gender, 2005/06 (a)

Application current work stage	Male	Female	Total
Approved	10,550	12,530	23,080
<i>of which received at least one payment</i>	8,450	10,440	18,890
Missing Evidence	1,100	1,280	2,380
Missing Information	360	430	790
Rejected	350	400	750
Other	50	50	100
Total	12,400	14,690	27,090
<i>of which are renewals (b)</i>	4,780	5,940	10,720

Source: Student Loans Company

(a) As at 31st December 2005.

(b) Applicants who also applied for an allowance in previous academic year.

Table 2: Approved applications by learning centre type, gender and value of EMA award, 2005/06 (a)

	£30	£20	£10	Total
Further Education College:	10,320	1,110	960	12,400
Males	4,910	520	450	5,870
Females	5,420	590	520	6,530
Secondary School:	7,890	1,260	1,200	10,340
Males	3,400	570	520	4,490
Females	4,500	680	680	5,860
Other Learning Centre:	270	40	30	330
Males	150	20	20	190
Females	120	20	10	150
All Learning Centres:	18,490	2,410	2,180	23,080
Males	8,450	1,110	980	10,550
Females	10,030	1,290	1,200	12,530

Source: Student Loans Company

(a) As at 31st December 2005.

Table 3: Approved applications by age, gender and learning centre type (a)

	2004/05 (b)		2005/06 (c)	
	16	16	17	Total
Further Education College:	7,200	6,430	5,970	12,400
Males	3,460	3,160	2,710	5,870
Females	3,740	3,260	3,270	6,530
Secondary School:	6,680	5,820	4,520	10,340
Males	3,010	2,530	1,960	4,490
Females	3,670	3,290	2,570	5,860
Other Learning Centre:	200	150	180	330
Males	120	80	110	190
Females	80	80	70	150
All Learning Centres:	14,070	12,400	10,680	23,080
Males	6,590	5,770	4,780	10,550
Females	7,480	6,630	5,900	12,530

Source: Student Loans Company

- (a) Age at start of academic year.
(b) Final data as at 26th August 2005.
(c) Provisional data. As at 31st December 2005.

Table 4: Number of bonuses paid, by learning centre type and gender (a)

Bonus payments of £100 are paid to students who are eligible for an EMA and make good progress against the objectives set out in their learning agreements in January and July of each academic year, with an additional bonus payment in September/October for those who have returned to learning for a second or subsequent year. The bonus payments are authorised by the learning centres and their purpose is to reward learning progression and provide additional incentives to students to continue their education to the best of their ability.

	2004/05 (b)		2005/06
	January	July	September
Further Education College:	5,830	5,390	3,940
Males	2,730	2,510	1,700
Females	3,100	2,880	2,240
Secondary School:	5,650	5,020	3,810
Males	2,500	2,190	1,620
Females	3,150	2,830	2,190
Other Learning Centre:	160	150	140
Males	100	90	90
Females	70	70	60
All Learning Centres:	11,640	10,570	7,890
Males	5,330	4,790	3,410
Females	6,320	5,780	4,480

Source: Student Loans Company

- (a) As at 31st December 2005
(b) Data previously published for January and July bonuses showed the number awarded rather than paid.

Annex 1: Notes

Eligibility criteria, 2005/06

A student has a general entitlement to receive an EMA if:

- He/she is studying an eligible course at a recognised educational institution in Wales.
- His/her date of birth falls on or between 1st September 1987 and 31st August 1989.
- He/she is studying full-time at a school or studying at least 12 guided hours at a further education institution.
- He/she has a bank or building society current account.
- He/she meets the nationality/residency criteria.

Evidence of household income in the prior tax year determines the level of the weekly allowance:

Household Income (per annum)	Entitlement Amount (per week)
£0 - £20,270	£30
£20,271 - £24,850	£20
£24,851 - £30,000	£10
£30,001 or above	Nil

Data collection

EMA applications and payments are administered by the Student Loans Company. The data in this release were collected by the SLC via their management information system and were extracted on 11th January 2006. All information is based on applications received by 31st December 2005.

Rounding

Most figures in this release have been rounded to the nearest 10. Due to rounding the sums of some rows or columns may not add to the total figure given. Numbers less than 10 are represented by '*'.

Revisions policy

These figures are subject to change as data are validated and applications are progressed. If figures are revised in future editions, where necessary the nature and scale of revisions will be disclosed.

Experimental Statistics

These data have been published as an "Experimental" series. For the first year of the scheme the data were labelled as "experimental" due the difficulty in predicting when the figures would be sufficiently robust enough to publish. Currently, in this second year of the scheme, the data are being evaluated against the ONS assessment criteria for National Statistics to determine whether the "Experimental" label can be removed. If you would like to provide feedback on these statistics please contact Glyn Jones (statistician) on 029 2082 5067 or email Post16ed.stats@wales.gsi.gov.uk. Further information on Experimental Statistics can be found on the [National Statistics website](#).

Further Information

Further EMA data at Local Education Authority level can be found on the [StatsWales website](#).

Monthly updates providing the number of EMA applications during 2005/06 can be found at the [Statistics for Wales website](#).

Further information about the EMA scheme can be found at www.EMAWales.gov.uk.